

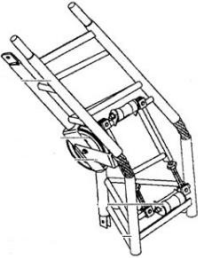

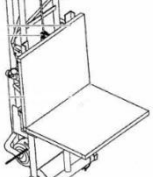


MONTE MATÉRIAUX – APACHE - COMABI

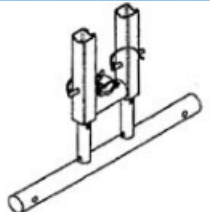
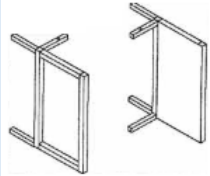






CARACTÉRISTIQUES TECHNIQUES	
Énergie	Électrique
Poids moteur / treuil	50 kg
Longueur encombrement	2 m
Charge maximum	150 kg
Hauteur maximum	10 m

MONTE MATÉRIAUX – APACHE - COMABI

Image	Éléments	Quantité
	Embase / treuil	1
	Echelle 2 m	4
	Genouillère	1
	Pièce de tête	1
	Chariot monté	1

MONTE MATÉRIAUX – APACHE - COMABI

	Appui simple réglable	1
	Coté caisse	2
	Goupille SERFLEX	12
	Echelle 1 m	2
	Butée fin de course BAS	1
	Butée fin de course HAUT	1